

PC-1860EN

Głośniki sufitowe serii PC nadają się do emisji komunikatów i stosowania systemu BGM w wysokiej jakości. Konstrukcja głośnika harmonizuje z nowoczesną architekturą i wystrojem. PC-1860EN został zaprojektowany zgodnie z normą EN54-24.




Numer artykułu (SAP)PC-1860EN
 Alternative products: VM-3360VA,
 VM-3240VA, VP-2421, VP-2421incl, VP-2241,
 VP-2241incl, VP-2122incl, VP-2122, VP-2064,
 VP-2064incl, VP-3504, VP-3154, VP-3304,
 SX-2000SM, VX-2000, VX-3008F, VX-3004F,
 VX-3016F

Specifications

Pasma przenoszenia (combined)	80 Hz - 20 kHz
Złącze	Zacisk kablowy
Przetwornik	16 cm stożkowy typ stożkowy
Moc przepinana	6/3/1,5/0,8 W (100V) 3/1,5/0,8/0,4 W (70V)
Wymiary (ø x Głębokość)	-
Wykonanie	biały (RAL 9016 lub odpowiednik)

Appearance



CEILING MOUNT SPEAKER 5INCH 6W PC-1860EN

The PC-1860EN is certified according to the European Standard EN 54-24: 2008, DoP number is 19-010.

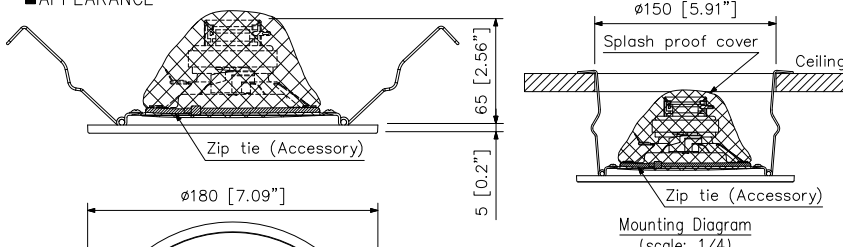
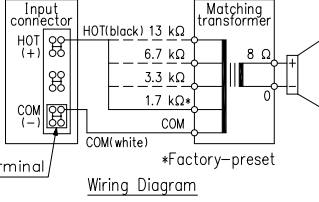
DESCRIPTION

The PC-1860EN is the voice alarm certification product. The PC-1860EN is suitable for announcement and BGM system use in high quality sound cone speaker. Speaker design that harmonize with the venue's architecture and decor. Thin panel does not clash with interior design.

SPECIFICATIONS

Rated Input	6 W (100 V line), 3 W (70 V line)
Rated Impedance	100 V line: 1.7 kΩ (6 W), 3.3 kΩ (3 W), 6.7 kΩ (1.5 W), 13 kΩ (0.8 W) 70 V line: 1.7 kΩ (3 W), 3.3 kΩ (1.5 W), 6.7 kΩ (0.8 W), 13 kΩ (0.4 W)
Sensitivity	94 dB (1 W, 1 m) (500 Hz - 5 kHz, pink noise) 92 dB (1 W, 1 m) (100 Hz - 10 kHz, pink noise) 80 dB (1 W, 4 m) (100 Hz - 10 kHz, pink noise)
Maximum Sound Pressure Level	99 dB (6 W, 1 m) (100 Hz - 10 kHz, pink noise) 87 dB (6 W, 4 m) (100 Hz - 10 kHz, pink noise)
Frequency Response	80 Hz - 20 kHz (peak -20 dB)
Coverage Angle (-6 dB)	Horizontal and Vertical: 165° (500 Hz), 175° (1 kHz), 165° (2 kHz), 70° (4 kHz) according to EN 54-24
Environmental type	A (indoor applications)
Speaker Component	12 cm (5") cone-type -10 °C to +50 °C (14 °F to 122 °F)
Dimensions for Fixing Hole	Mounting hole: $\phi 150 \pm 3$ mm (5.91" ± 0.12 ") Ceiling thickness: 5 - 25 mm (0.2" - 0.98")
Speaker Mounting Method	Spring clamp
Applicable Cable	Solid wire: 0.5 - 3 mm ² (AWG 20 - 12)
Connection	Push wire connection (Bridging terminal-2 branch type)
Finish	Frame: Steel plate, white (RAL 9016 equivalent), paint Grille: Steel net, white (RAL 9016 equivalent), paint
Dimensions	$\phi 180 \times 70$ (D) mm (7.09" \times 2.76")
Weight	560 g (1.23 lb)
Accessory	Paper pattern -1, Zip tie -2

APPEARANCE

*Factory-preset

Wiring Diagram

Note: Use transformer terminals when changing input impedance.

UNIT:mm SCALE:1/3