



WALL MOUNT REMOTE MICROPHONE

RM-200SF

DESCRIPTION

The RM-200SF is a Fireman's Microphone of the matrix system. It is equipped with an Emergency key, permitting it to be used as a remote microphone for emergency broadcast. Zone selection and microphone announcement can be made at the time of emergency broadcast. It offers a surveillance function to detect failures including microphone element failure. The RM-200SF has three function keys that can be set as individual or group selection keys, and each key is linked with the corresponding two indicators. Connecting the optional RM-210, RM-320F Extension units to the RM-200SF expands the number of function keys and indicators in blocks of ten.

SPECIFICATIONS

* 0 dB = 1 V

Power Source	24 V DC (operating range: 15 - 40 V DC, supplied from the audio input unit)
Current Consumption	240 mA or less
Audio Output	0 dB*, transformer-balanced
Distortion	1 % or less
Frequency Response	200 Hz - 15 kHz
Signal to Noise Ratio	55 dB or more
Microphone	Unidirectional dynamic microphone with talk key, AGC (ON/OFF switchable), microphone element failure detectable by using a built-in small oscillator
Volume Control	Microphone volume control, Monitor speaker volume control
Connection Cable	Shielded CPEV cable (each one pair of audio wire, data wire, monitor/control wire, and power supply wire) or Shielded Category 5 twisted pair cable (CAT5-STP) or greater, M3 screw terminal
Maximum Cable Distance	800 m (2624.67 ft)
No. of Connectable Extension units	Max. 5 units (RM-210) Max. 4 units (RM-320F)
Monitor Speaker	Built inside
Operation	Emergency key, Function keys, CPU switch, Reset switch
Indication	Status indicators, Power indicator, Failure indicator, CPU indicator, Selection indicators, Microphone indicator, Broadcast status indicator
Operating Temperature	0 °C to +40 °C (32 °F to 104 °F)
Operating Humidity	35 % to 80 %RH (no condensation)
Finish	ABS resin, blueish gray (PANTONE 538 or its equivalent)
Dimensions	200 (W) × 215 (H) × 95 (D) mm (7.87" × 8.46" × 3.74")
Weight	1.48 kg (3.26 lb) (with wall mounting bracket unit)
Accessory	EMC clamp...1, Wall mounting bracket unit...1, Wall mounting screw...2, Box mounting screw...2
Option	Remote microphone extension: RM-210 (only for SX-2000 systems) Fireman's microphone extension: RM-320F (only for VX-3000 systems)
Applicable Box	Wall mounting box: YS-11A

Conductor diameter of the main line cable vs. Maximum cable length

(UNIT: m)

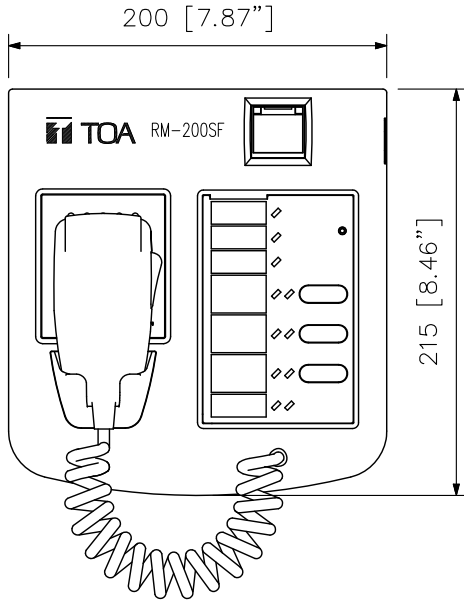
Conductor diameter \ No. of extension units	RM-200SF only					
	RM-200SF only	RM-200SF + RM-210 × 1	RM-200SF + RM-210 × 2	RM-200SF + RM-210 × 3	RM-200SF + RM-210 × 4	RM-200SF + RM-210 × 5
∅0.65 mm (∅0.03")	230 (755 ft)	190 (623 ft)	170 (558 ft)	150 (492 ft)	130 (427 ft)	110 (361 ft)
∅0.9 mm (∅0.04")	460 (1509 ft)	380 (1247 ft)	330 (1083 ft)	290 (951 ft)	260 (853 ft)	230 (755 ft)
∅1.2 mm (∅0.05")	800 (2625 ft)	670 (2198 ft)	570 (1870 ft)	500 (1640 ft)	450 (1476 ft)	400 (1312 ft)
CAT5-STP	140 (459 ft)	120 (394 ft)	100 (328 ft)	90 (295 ft)	80 (262 ft)	70 (230 ft)

Conductor diameter of the main line cable vs. Maximum cable length (when DC power is supplied only from VX-3000 systems)

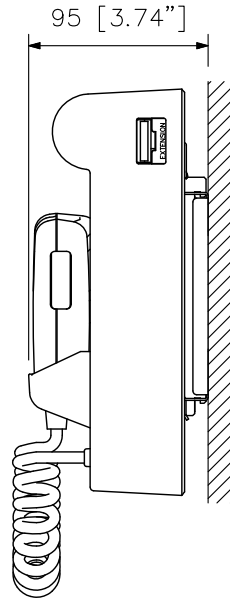
(UNIT: m)

Conductor diameter \ No. of extension units	RM-200SF only				
	RM-200SF only	RM-200SF + RM-320SF × 1	RM-200SF + RM-320SF × 2	RM-200SF + RM-320SF × 3	RM-200SF + RM-320SF × 4
CAT5-STP	336 (1104 ft)	191 (626 ft)	132 (435 ft)	101 (333 ft)	81 (268 ft)
∅0.65 mm (∅0.03")	555 (1823 ft)	315 (1035 ft)	219 (719 ft)	167 (550 ft)	135 (443 ft)
∅0.9 mm (∅0.04")	1081 (3547 ft)	613 (2013 ft)	426 (1400 ft)	326 (1069 ft)	263 (863 ft)
∅1.2 mm (∅0.05")	1200 (3937 ft)	1086 (3563 ft)	755 (2478 ft)	577 (1893 ft)	465 (1527 ft)

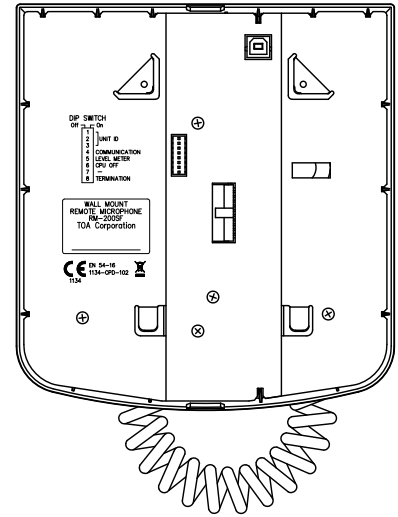
■ APPEARANCE



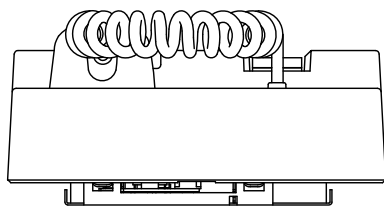
Front View



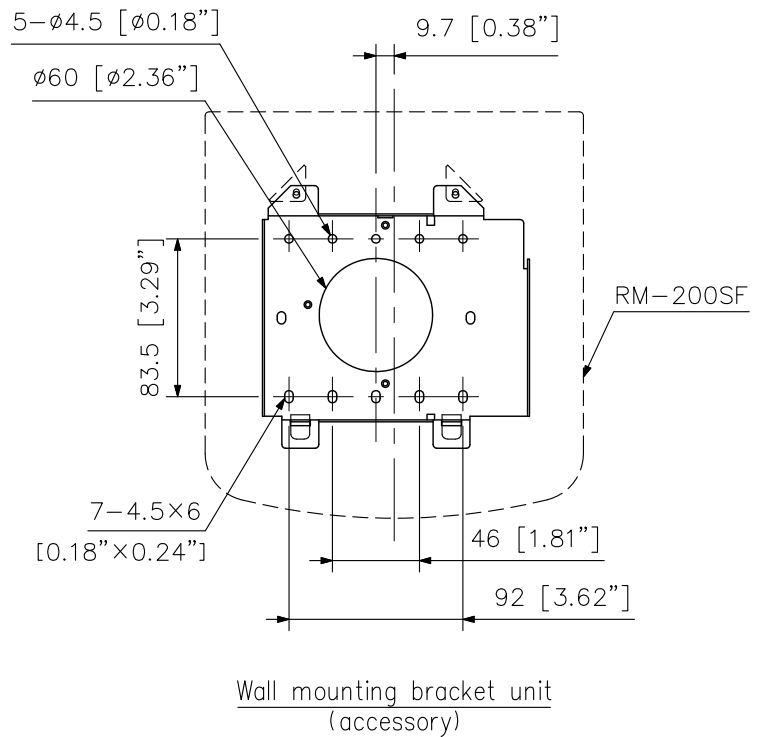
Side view with wall mounting bracket unit



Rear View



Bottom View with wall mounting bracket unit



Wall mounting bracket unit (accessory)

UNIT: mm SCALE: 1/4