

REMOTE MICROPHONE

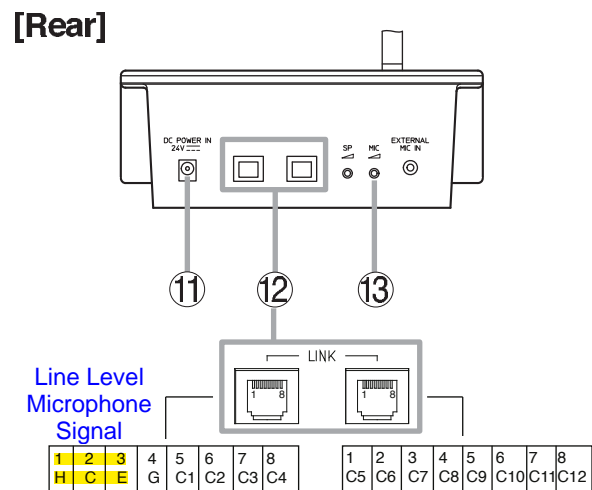
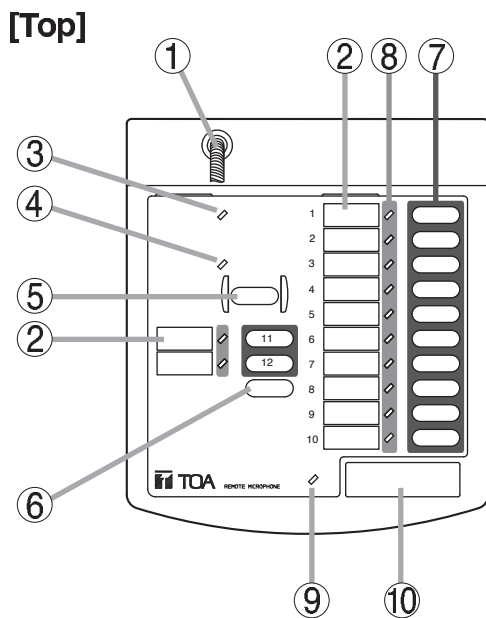
RM-9012 EB

1. GENERAL DESCRIPTION

RM-9012 EB is a remote microphone used in conjunction with 9000M2 series digital matrix mixer or other paging equipment like NX-100(S), N-8000AF(MI) etc. Output is upto 12 contact closures together with balanced audio signal in order to initiate/terminate the paging.

This unit requires DC 24V power supply (AC Adaptor, AD-246 or equivalent).

2. NOMENCLATURE AND FUNCTIONS



1. Gooseneck microphone

A unidirectional microphone.

2. Name labels

Insert the label (not thicker than 0.2 mm) indicating the name of each zone. (See the back)

3. Power indicator (POWER)

Lights green when the power is supplied to the unit from AC Adaptor. (AD-246 or equivalent)

4. All call indicator (ALL CALL)

Lights green all zones are selected.

5. All call key

Press this switch to select all 12 zones.

6. Cancel key

Press this key to disable all zone selections.

7. Zone selector key (ZONE 1-10 & 11-12)

Selects the disired zones.

8. Zone indicator (ZONE 1-10 & 11-12)

Lights green when the corresponding zone is selected.

9. In-use indicator

Lights green when the Q-RM9012 is in use. (outputs)

10. Talk key (TALK)

It is a press-to-talk key. Announcements and contact closure outputs can be made from this unit while the key is pressed, and are terminated when released.

11. DC power input jack (DC POWER IN)

A jack with non-polarity. Connect the 24-V DC power. (AC adaptor, AD-246 or equivalent)

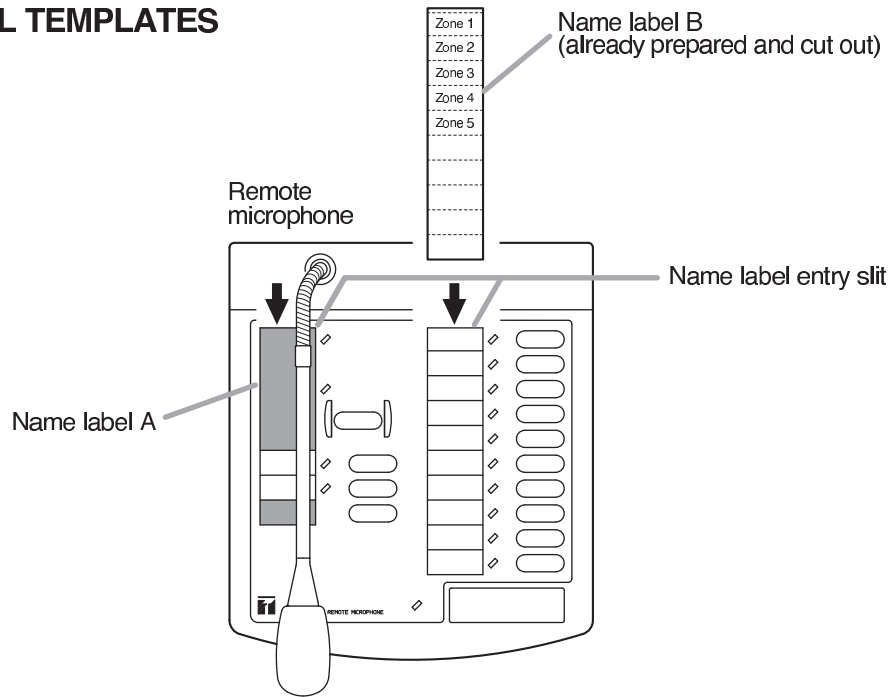
12. Audio and contact connectors

Two female RJ45 connectors. Connect with audio input and contact closure input terminals using the cable of Category 5 straight type. (CAT5)

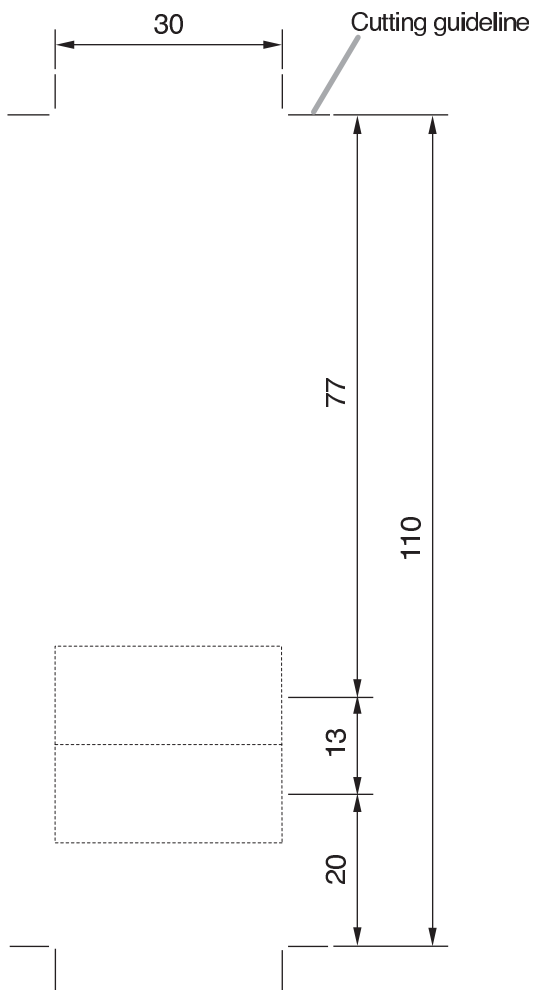
13. Microphone volume control (MIC)

Adjusts the volume of the unit's gooseneck microphone.

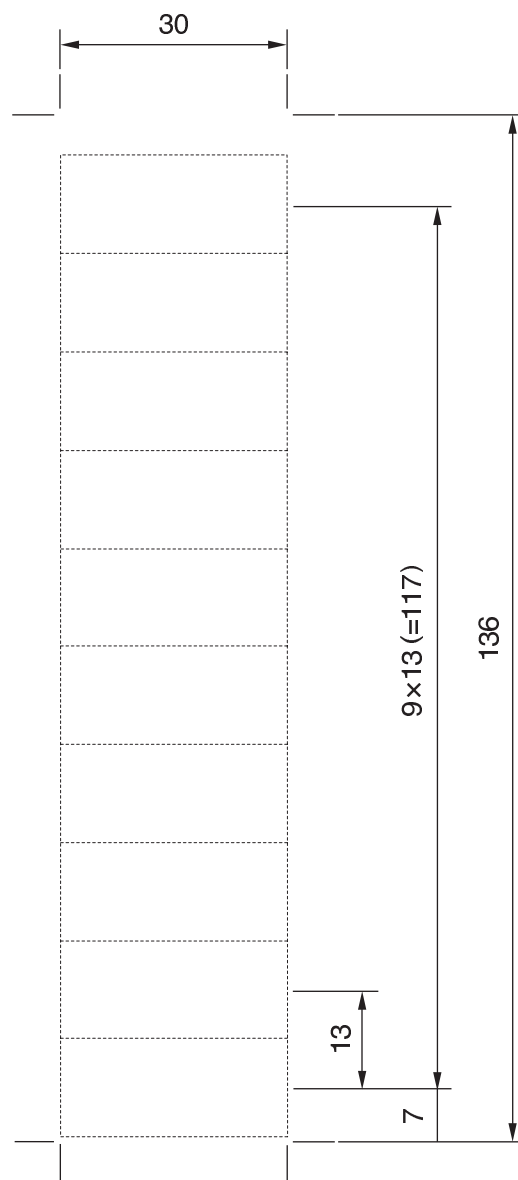
3. NAME LABEL TEMPLATES



Name label A
Cutting size : 30 x 110 mm



Name label B
Cutting size : 30 x 136 mm



Shown in actual size