

The PC-1865BS is certified according to the European Standard EN 54-24: 2008, and compliant with the British Standard BS 5839-8: 2008. DoP number is 19-010.

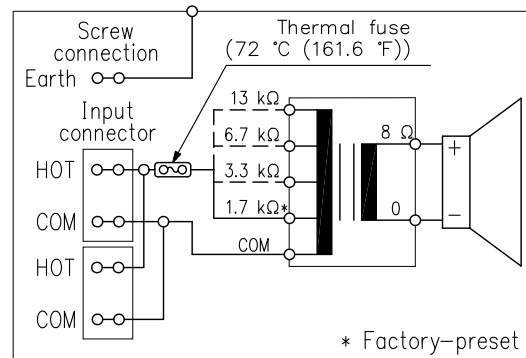
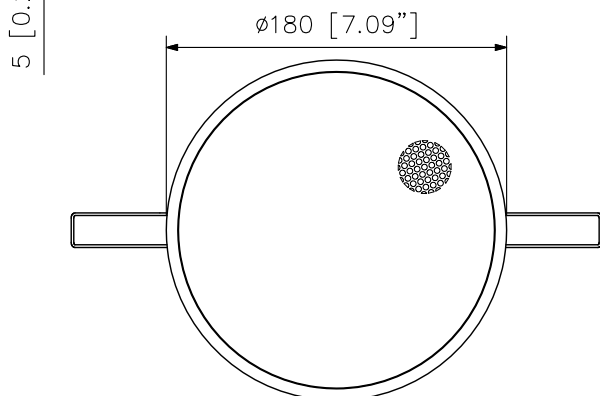
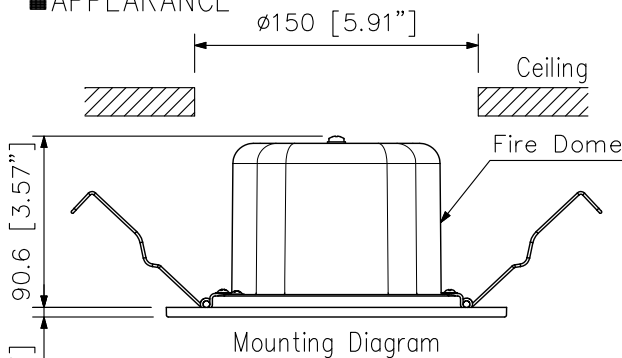
### DESCRIPTION

The PC-1865BS Ceiling Mount Speaker product is certificated EN 54-24 and BS 5839-8: 2008. The PC-1865BS is suitable for announcement and music use in high quality sound cone speaker. Speaker design that harmonize with venue's architecture and decor. This speaker equipped Fire Dome to protect and prevents the fire from spreading in the ceiling in case of an emergency situation.

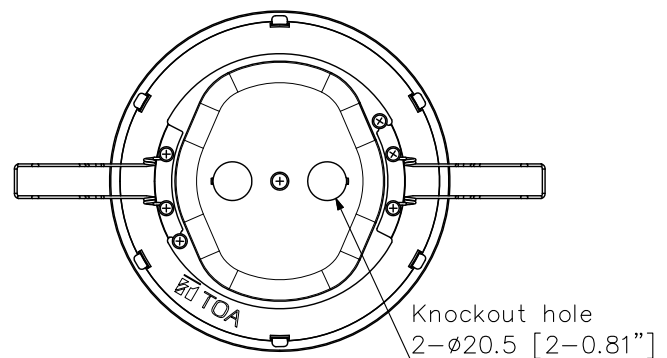
### SPECIFICATIONS

Rated Input	6 W (100 V line), 3 W (70 V line)
Rated Impedance	100 V line: 1.7 kΩ (6 W), 3.3 kΩ (3 W), 6.7 kΩ (1.5 W), 13 kΩ (0.8 W) 70 V line: 1.7 kΩ (3 W), 3.3 kΩ (1.5 W), 6.7 kΩ (0.8 W), 13 kΩ (0.4 W)
Sensitivity	95 dB (1 W, 1 m) (500 Hz - 5 kHz, pink noise) 93 dB (1 W, 1 m) (100 Hz - 10 kHz, pink noise) 81 dB (1 W, 4 m) (100 Hz - 10 kHz, pink noise)
Maximum Sound Pressure Level	100 dB (6 W, 1 m) (100 Hz - 10 kHz, pink noise) 88 dB (6 W, 4 m) (100 Hz - 10 kHz, pink noise)
Frequency Response	200 Hz - 20 kHz (peak -20 dB)
Coverage Angle (-6 dB)	Horizontal and Vertical: 165° (500 Hz), 175° (1 kHz), 165° (2 kHz), 70° (4 kHz) according to EN 54-24
Environmental type	A (indoor applications)
Speaker Component	12 cm (5") cone-type
Operating Temperature	-10 °C to +50 °C (14 °F to 122 °F)
Dimensions for Fixing Hole	Mounting hole: $\phi 150 \pm 3$ mm (5.91" $\pm 0.12$ ") Ceiling thickness: 5 - 25 mm (0.2" - 0.98")
Speaker Mounting Method	Spring clamp
Applicable Cable	Solid wire: 0.8 - 6 mm <sup>2</sup> (AWG 18 - 10)
Connection	2-Steatite connector (2 pole); 1 Screw connection for Earth
Finish	Frame: Steel plate, white (RAL 9016 equivalent), paint Grille: Steel net, white (RAL 9016 equivalent), paint Fire dome: Steel plate, black, paint
Dimensions	$\phi 180 \times 95.6$ (D) mm (7.09" $\times$ 3.76")
Weight	860 g (1.9 lb)
Accessory	Rubber grommet $\times 2$ , Paper pattern $\times 1$

### APPEARANCE



Note: Use transformer terminals when changing input impedance.



UNIT: mm SCALE: 1/4